
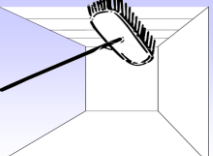

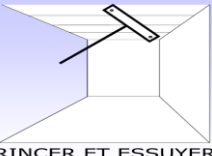
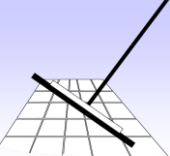





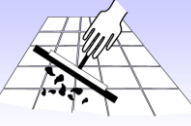




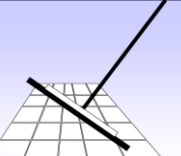

















1

ZONE RECEPTION - RESERVE

QUOI	QUAND	AVEC	COMMENT
PLAFOND	1x /an	R'NET-BACTFOAM+ ou R'NETGERM+ 1,5%	<p>COUVRIR LE MATERIEL SENSIBLE A L'EAU</p>  APPLIQUER OU PULVERISER  BROSSER  LAISSER AGIR  RINCER ET ESSUYER AU BALAI TRAPEZE  RACLER
MURS PORTES ETAGERES	1x/ semaine	R'NET-BACTFOAM+ ou R'NETGERM+ 1,5%	<p>RANGEMENT DE LA ZONE. ELIMINER LES RESIDUS</p>  OU APPLIQUER OU PULVERISER  FROTTER  LAISSER AGIR  RINCER  RACLER
SOL SIPHON	APRES CHAQUE SERVICE	R'NET-BACTFOAM+ ou R'NETGERM+ 1,5%	<p>ELIMINER LES RESIDUS</p>   OU APPLIQUER OU PULVERISER  BROSSER  LAISSER AGIR  RINCER  RACLER
BALANCE	APRES CHAQUE USAGE	R'NET-BACTFOAM+ ou R'NETGERM+ 1,5%	<p>ELIMINER LES RESIDUS</p>   OU APPLIQUER LA SOLUTION  FROTTER  LAISSER AGIR  RINCER
PLAN DE TRAVAIL	APRES CHAQUE SERVICE	R'NET-BACTFOAM+ ou R'NETGERM+ 1,5%	<p>ELIMINER LES RESIDUS</p>   OU APPLIQUER LA SOLUTION  BROSSER FROTTER  LAISSER AGIR  RINCER
TRANSPALLETTE CHARIOT DIABLE	TOUS LES JOURS	R'NET-BACTFOAM+ ou R'NETGERM+ 1,5%	<p>ELIMINER LES RESIDUS</p>   OU APPLIQUER OU PULVERISER  BROSSER FROTTER  LAISSER AGIR  RINCER

Votre partenaire :