
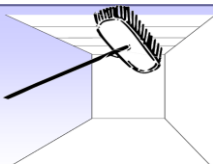

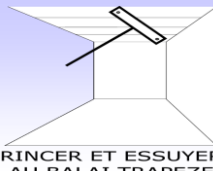
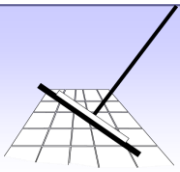




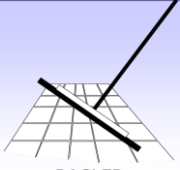





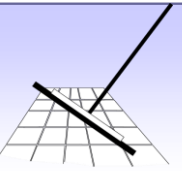




















3

ZONE LEGUMERIE

QUOI	QUAND	AVEC	COMMENT
PLAFOND	1x /an	R'NET-BACTFOAM+ ou R'NETGERM+ 1,5%	<p>COUVRIR LE MATERIEL SENSIBLE A L'EAU</p>  APPLIQUER OU PULVERISER  BROSSER  LAISSER AGIR  RINCER ET ESSUYER AU BALAI TRAPEZE  RACLER
MURS PORTES ETAGERES	1x/ semaine	R'NET-BACTFOAM+ ou R'NETGERM+ 1,5%	<p>RANGEMENT DE LA ZONE. ELIMINER LES RESIDUS</p>  APPLIQUER LA SOLUTION BACT'R'NET OU  FROTTER  LAISSER AGIR  RINCER  RACLER
SOL SIPHON	APRES CHAQUE SERVICE	R'NET-BACTFOAM+ ou R'NETGERM+ 1,5%	<p>ELIMINER LES RESIDUS</p>   APPLIQUER OU PULVERISER  BROSSER  LAISSER AGIR  RINCER  RACLER
EPLUCHEUSE ESSOREUSE CUTTER ROBOT	APRES CHAQUE UTILISATION	R'NET-BACTFOAM+ ou R'NETGERM+ 1,5%	<p>DEMONTRE LES PIECES AMOVIBLES</p>  <p>PLONGER DANS LA SOLUTION</p>  <p>PULVERISER SUR LES PAROIS</p>  <p>BROSSER FROTTER</p>   LAISSER AGIR  RINCER  STOCKER DANS UN ENDROIT PROPRE ET SEC
PLAN DE TRAVAIL	APRES CHAQUE SERVICE	R'NET-BACTFOAM+ ou R'NETGERM+ 1,5%	<p>ELIMINER LES RESIDUS</p>   APPLIQUER OU PULVERISER  BROSSER FROTTER  LAISSER AGIR  RINCER
POUBELLE	APRES CHAQUE SERVICE	R'NET-BACTFOAM+ ou R'NETGERM+ 1,5%	<p>ELIMINER LES RESIDUS</p>   APPLIQUER OU PULVERISER  BROSSER FROTTER  LAISSER AGIR  RINCER  REAPPROVISIONNER EN SAC POUBELLE

Votre partenaire :